



# Finer roller

## USER MANUAL

Document No.:2020119240

Version:2.0.4

**Model:** (MS200/MS300/MS540/MS192/MS64/MS600/MS720/MS1200/MS21/MS31/MS51)

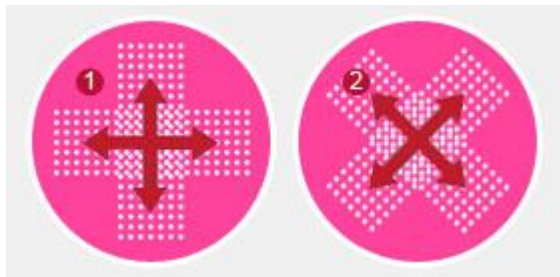
*Congratulations that you have the new generation finer roller, which designed with 33G(0.18mm ) needle for the treatment,and gives you a new experience. Compared with the traditional roller ,the finer roller penetrates with less force, make you fell less pain during operation, at same time with smaller wounds and quicker convalescence.*

*More, with the unique sine design, leave the serum on the skin surface,without pushing all serum to another sides, at same time with less contact area, less press force, less painful.*

### Manual

This user manual describes the entire operation process and technical characteristics of the finer roller, in addition to guide the microneedling technique with regard to indications, contraindications, and storage.

### How to operate



1. Roll the finer roller gently over the area you wish to treat 4 times vertically, 4 times horizontally, 4 times diagonally to the left and 4 times diagonally to the right (as illustrated photo). Treatment time around 20 minutes

2.Treat only once every 2 to 3 weeks.

### Pre-use check

1. Check the roller package, do not use if it is broken
2. Check the roller needle station, if the tips damaged during the transportation.
3. If everything is fine, put back the roller in the protect cap, and standby for use

### ***Operation instructions***

1. Evaluate the patient situation, to see if he or she is suitable for the treatment, and confirm the treatment purpose and plan
2. Operator wears the rubber gloves, cleaning the treatment part with cleaner. For the facial part, attention to discharge makeup first.
3. Wash the treatment part and dry after step2.
4. Sterilize the treatment parts with medical use alcohol.
5. Choose the appropriate treatment supplement, and daub evenly on the treatment part
6. Start the treatment as above operation rules
7. Treatment is forbidden on the eyelid
8. After the treatment, clean the treatment parts with medical absorbent cotton dipped with medical use alcohol

### ***After treatment nursing***

1. After the following 7 days, please wash treatment part with warm water( cold water will stimulate the skin). Recommend not to use other cosmetics or makeup .
2. If makeup is necessary , recommend with light makeup after 3 days following the treatment
3. Recommend to use the supplement that helps skin recover morning and night, such as the EGF, or following your doctor suggestions.
4. Drink water and take rest on time to help recover.
5. Avoid exposing under the strong sunlight. Keep away from spicy food.
6. Any other situation after the treatment, please consult with your doctor.

### ***Reference chart***

During the operation, choose the right needle length according to the real situation, to ensure the needle will not touch the bone or veins.

*(suggestion – each patient must be evaluated prior the use)*

REGIN	THIN SKIN	THICK SKIN
Forehead	0.25-0.5mm	0.5-0.75mm

Between eyebrow	0.25-0.5mm	0.5-1.0mm
Nose	0.25mm	0.5mm
Eye area	0.25mm	0.25-0.5mm
Cheek bone	0.5mm	0.5-1.0mm
Check and chin	0.5-1.0mm	1.0-2.0mm
Upper lip	0.25mm	0.25-0.75mm
Facial scars	1.0-1.25mm	1.5-2.0mm
Stretch mark	1.5-2.0mm	1.5-2.0mm
Surgical/ burn scars	2.0-3.0mm	

### Intended Operator

For personal home daily use, only needle length 0.25mm-1.0mm is available.

#### 1.0mm-3.0mm is for doctor use only

**-Who has read the manual**

**-who has learned the full training process from the agent or the distributor, and passed the training process as a skilled operator**

**-Who has already operated such kind of pen skillfully, and read the manual**

**-Operation place: hospital, clinic, salon, SPA, home ,which places meet the demands of environmental conditions.**

**-Operator must wash the hands, and wear the disposable sterilized medical use rubber gloves**

### Environmental conditions of transport and storage between use

- A temperature range of +15°C to +25°C
- A relative humidity range up to 70%,no condensing
- Without atmospheric pressure range control

### Storage room conditions

Room wall and ceiling keep clean, structure of door and windows keep tighten

Environment around the store should be clean, no dust, harmful gas, and pollution sources

Store should be light avoid, ventilation, dust proof, fire protection, moisture proof, mildew proof, anti-pollution, insect prevention and rat proof.

### Transport conditions

Avoid sun light enclosure, forbidden to be mixed with any other harmful goods,

Stacking layer:8

Avoid to been exposed to the rain

## Specifications








Product name: Finer Roller

Weight: 100G

Size: 165\*45\*45MM

For single use only, the method of sterilization: Sterilized by ethylene oxide gas

## Package labeling instruction

	Product batch No.
	Produce date: Month/ Date/ Year
	Expiration date
	Please dispose of the device in accordance with the legal obligation in your area
	Disposable use only
	Sterilized by ethylene oxide gas
	Please read the manual carefully before operation



### Precautions

1. Do not use with other supplements ,if you are not sure of the effect
2. If the skin is bleeding during and after the treatment, stop the treatment and consult the doctor for help
3. It is common effect that the skin become redness after the treatment
4. Any other abnormal effect, please consult the doctor
5. Do not use the roller from the damaged sterilized packing. For single use only



### Contraindications

Patients with a medical condition, skin condition or taking prescription medication should consult their doctor or dermatologist prior to use this system

Do not use if pregnant or breastfeeding

Do not use on skin cancer

Do not use if you have a bleeding disorder or taking anti-coagulating medication

Do not use if you are prone to keloid scarring

Do not use if you have taken Accutane for the last 12 months

Do not use if taking any medication that causes photosensitivity

Do not use on areas any topical medication is been applied

Do not use on raised moles or warts

Do not use on open skin wound, broken skin, scabs, bleeding skin or blisters

Do not use on cold sores or prone to cold sores

Do not use on active inflamed pustular acne

Do not use on rashes,eczema or psoriasis ,pustular rosacea ,contagious skin infection or fungal infections

Do not use post microdermabrasion,botulinum toxin, dermal fillers,IPL,chemical peels, or cosmetic surgery until inflammation from those treatment has resolved

Do not perform on sun burned skin until resolved

Do not use of self tanning lotion

Do not use if you are sensitive for the metal penetration

Do not use on who has acute disease or bloody disease  
Do not use on body temperature over 38C

Do not use on who has allergy and hemophilia

Do not use on who has melanosis of the face

Do not use on who is under 12 years old

## ***Adverse effects***

Ablative procedures can cause several unwanted side effects on ethnic or darker skin.

You're at risk if you have:

- Light olive to darker skin tones
- Tanned skin (from natural sunlight and tanning beds)

This is because these skin types contain more melanin (the pigment causing skin color). The more melanin you have, the higher your risk. Sometimes, the skin damage can last several months to several years.

Common side effects of ablative procedures are:

- Skin discoloration (hypo/hyperpigmentation)
- Burning
- Blistering
- Scarring
- Infection (due to the removal of the epidermis)
- Thinning of the skin

### **European Authorized Representative info**

Company: SUNGO Europe B.V.

Add: Olympisch Stadion 24, 1076DE, Amsterdam, Netherlands

Email: EC.REP@sungogroup.com

Phone: +31 08 5029 0204