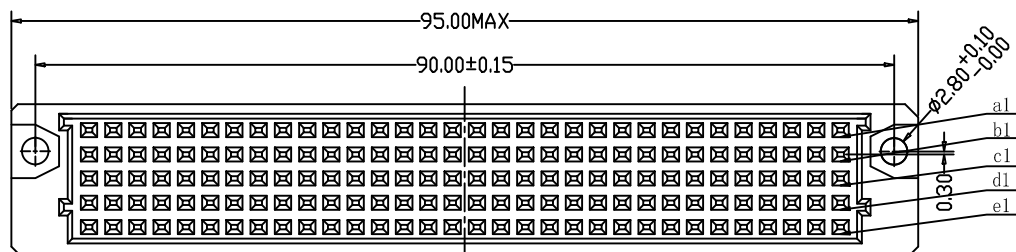


HSF



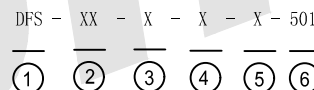
ROHS



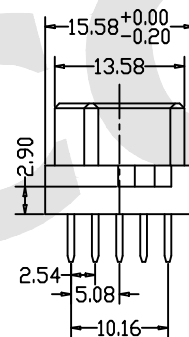
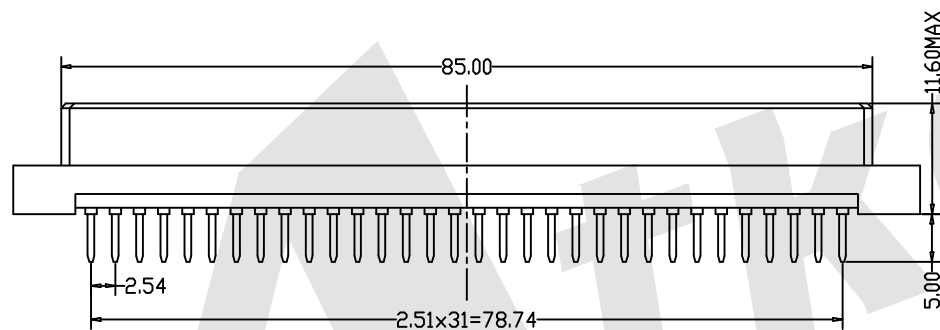
SPECIFICATION

Current Rating: 2.0Amp
 Insulation Resistance: 1000MΩ min.at DC 100V
 Contact Resistance: 20mΩ max
 Withstand Voltage: AC 1000V For 1 Minute
 Operating Temperature: -55° C to +105° C
 Contact Material: Phosphor Bronze
 Contact Plating: Au or Sn Over Ni
 Insulator Material: PBT+30%GF UL 94V-0
 Insertion Force: 160 pin max.150N
 Withdrawal Force: 0.15N min.per individual contact
 mating times: 500 times

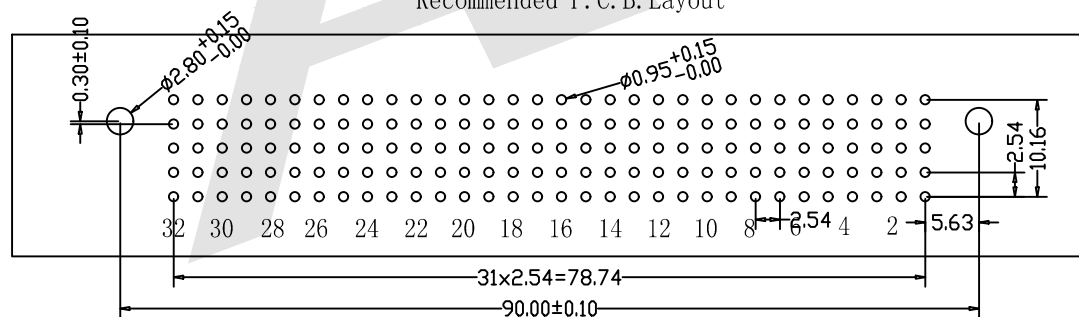
Ordering Code:



- ① Series No:
- ② No. of Contacts
160P
- ③ Termination
A: Straight tail length 5.0mm
- ④ Rows Loaded With Contacts
A: Row a+b+c+d+e
- ⑤ Contact Plating
G0: Gold flash
S0: Gold flash/Ni
G1: 3u" Gold
S1: 3u" Gold/Ni
G2: 5u" Gold
S2: 5u" Gold/Ni
G3: 10u" Gold
S3: 10u" Gold/Ni
G4: 15u" Gold
S4: 15u" Gold/Ni
G5: 30u" Gold
S5: 30u" Gold/Ni
SN: Tin
- ⑥ Serise number
501



Recommended P. C. B. Layout



Code	Number Of Contacts	Contact Arrangement	Rows With Contacts	Pitch
A	160		a b c d e	2.54

Unless Otherwise specified tolerance
 X. ±0.35 X.XX: ±0.20
 X.X: ±0.25 X.XXX: ±0.15

SCALE: As Shown UNIT: mm
 DRAW ZLA DATE 24/04/2022
 CHECK BobYang DATE 24/04/2022



Atkconn® ATKCONN ELECTRONICS CO., LTD
[Http://www.atkconn.com](http://www.atkconn.com)

TITLE:
 DIN41612 Vertical Female Type E Solder 160 Positions

DRAWING NO: DFS-XX-XXX-501

PRODUCT NO: DFS-XX-XXX-501

REV	DESCRIPTION	DATE
1		
2		
3		
4		
5		