

HSF



ROHS

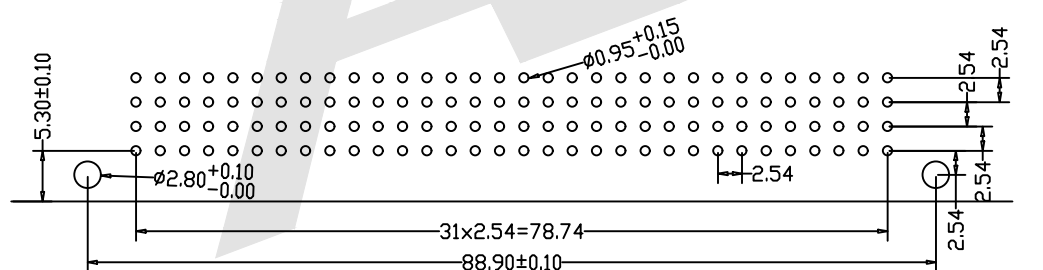
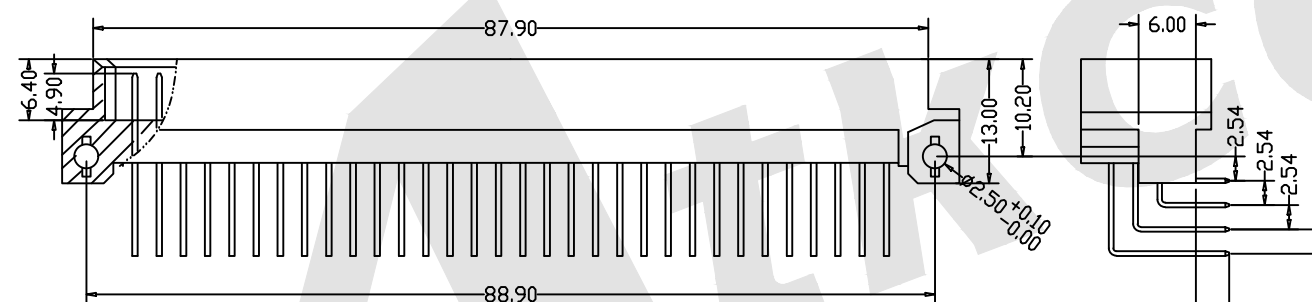
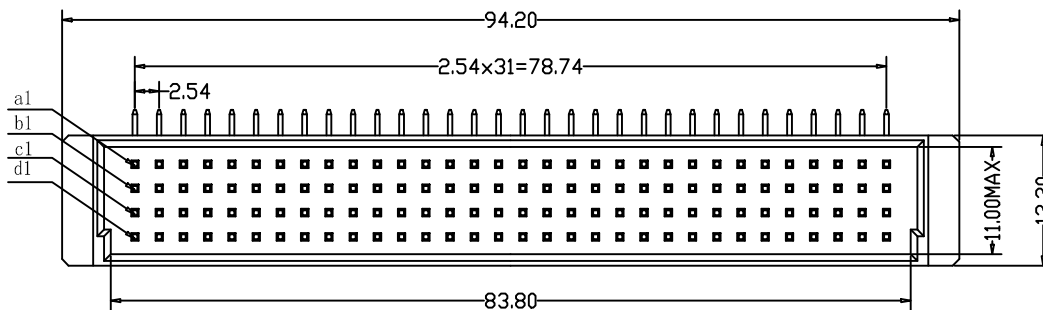
SPECIFICATION

Current Rating: 2.0Amp  
 Insulation Resistance: 1000MΩ min.at DC 100V  
 Contact Resistance: 20mΩ max  
 Withstand Voltage: AC 1000V For 1 Minute  
 Operating Temperature: -55° C to +105° C  
 Contact Material: Brass  
 Contact Plating: Au or Sn Over Ni  
 Insulator Material: PBT+30%GF UL 94V-0  
 Insertion Force: 128 pin max.120N  
 Withdrawal Force: 0.15N min.per individual contact

Ordering Code:

DMR - XX - X - X - X -402  
 ① ② ③ ④ ⑤ ⑥

- ① Series No:
- ② No. of Contacts  
128P 64P
- ③ Termination  
B:Right tail length H=3.5mm  
F:Right tail length H=4.4mm  
M:Right tail length H=13.0mm
- ④ Rows Loaded With Contacts  
J:Row a+b+c+d  
K:Row a+d
- ⑤ Contact Plating  
G0: Gold flash  
S0: Gold flash/Ni  
G1: 3u" Gold  
G2: 5u" Gold  
S1: 3u" Gold/Ni  
G3: 10u" Gold  
S2: 5u" Gold/Ni  
G4: 15u" Gold  
S3: 10u" Gold/Ni  
G5: 30u" Gold  
S4: 15u" Gold/Ni  
G6: 30u" Gold  
S5: 30u" Gold/Ni  
SN: Tin
- ⑥ Series number  
402



Code	Number Of Contacts	Contact Arrangement	Rows With Contacts	Pitch
J	128		a b c d	2.54
K	64		a d	5.08

Recommended P. C. B. Layout

Unless Otherwise specified tolerance  
 X. ±0.35 X.XX: ±0.20  
 X.X: ±0.25 X.XXX: ±0.15

**Atkconn**® ATKCONN ELECTRONICS CO., LTD  
 Http://www.atkconn.com

SCALE: As Shown UNIT: mm  
 DRAW ZLA DATE 24/04/2022  
 CHECK BobYang DATE 24/04/2022

TITLE: DIN41612 Right Angle Plug Type C  
 Connector 128 Positions

DRAWING NO: DMR-XX-XXX-402

PRODUCT NO: DMR-XX-XXX-402



REV	DESCRIPTION	DATE
1		
2		
3		
4		
5		