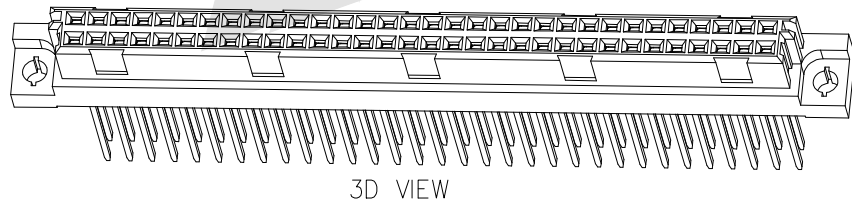
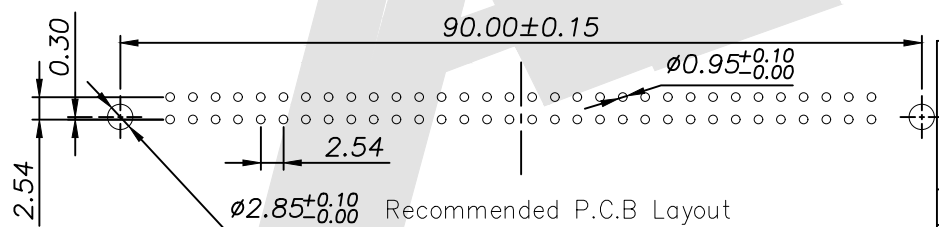
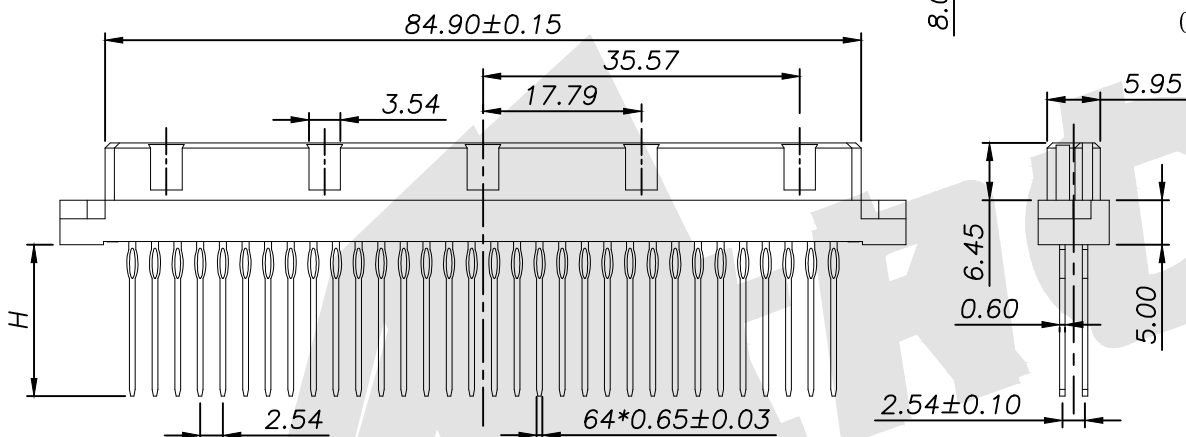
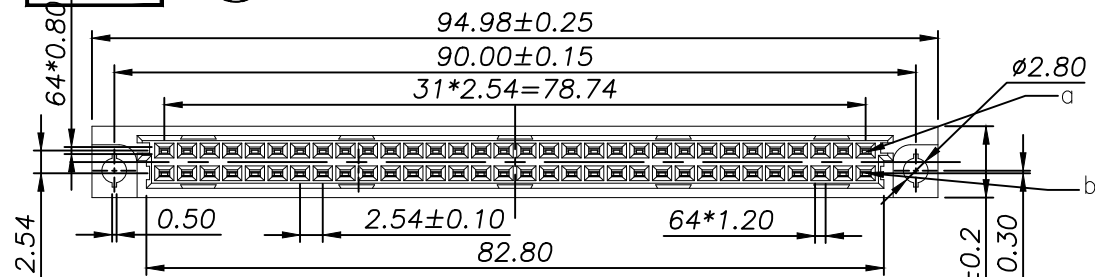


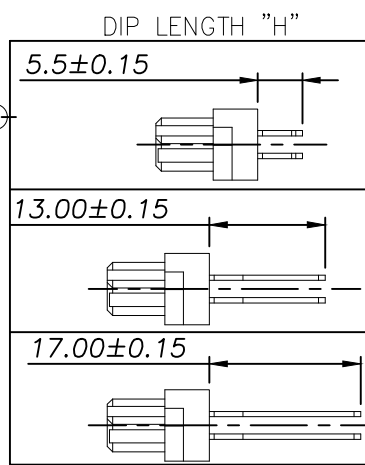
HSF



ROHS



3D VIEW



SPECIFICATION

Current Rating: 2.0Amp
 Insulation Resistance: 1000MΩ min.at DC 100V
 Contact Resistance: 20mΩ max
 Withstand Voltage: AC 1000V For 1 Minute
 Operating Temperature: -55° C to +105° C
 Contact Material: Brass
 Contact Plating: Au or Sn Over Ni
 Insulator Material: PBT+30%GF UL 94V-0
 Insertion Force: 64 pin max.30N
 Withdrawal Force: 0.15N min.per individual contact

Ordering Code:

DFS - XX - X - X - X - 203

- ① Series No:
- ② No. of Contacts
64p 32p
- ③ Termination
M: Wrap post tail length H=5.50mm
N: Wrap post tail length H=13.0mm
O: Wrap post tail length H=17.0mm
- ④ Rows Loaded With Contacts
A: Row a+b C: Row a
C1: Row a+b(2, 4, 6...)
C2: Row a+b(1, 3, 5...)
Number
- ⑤ Contact Plating
G0: Gold flash
S0: Gold flash/Ni
G1: 3u" Gold
S1: 3u" Gold/Ni
G2: 5u" Gold
S2: 5u" Gold/Ni
G3: 10u" Gold
S3: 10u" Gold/Ni
G4: 15u" Gold
S4: 15u" Gold/Ni
G5: 30u" Gold
S5: 30u" Gold/Ni
SN: Tin

Code	Of Contacts	Contact Arrangement	Rows With Contacts	Pitch
A	64		a+b	2.54
C	32		a-	2.54
C1	32		a+b	5.08
C2	32		a+b	5.08

⑥ Series number 203

Unless Otherwise specified tolerance
 X. ±0.35 X.XX: ±0.20
 X.X: ±0.25 X.XXX: ±0.15

Atkconn® ATKCONN ELECTRONICS CO.,LTD
 Http://www.atkconn.com

SCALE: As Shown UNIT: mm
 DRAW ZLA DATE 24/04/2022
 CHECK BobYang DATE 24/04/2022

TITLE: DIN 41612 Vertical Female Type
 B Connectors 64 Positions

DRAWING NO: DFS-XX-XXX-203

PRODUCT NO: DFS-XX-XXX-203



REV	DESCRIPTION	DATE